



















Lego park		
No.	Picture	size
1		 customized
2		customized
3		25sq.m
4		6*3.6m=21.6sq.m
5		8*4m=32sq.m
6		 37.5sq.m
7		40sq.m
8		customized
9		customized

10		customized
11		$12 \times 4,2\text{m} = 50\text{sq.m}$
12		 $14 \times 13\text{m} = 182\text{sq.m}$
13		$10,8 \times 3,8\text{m} = 41\text{sq.m}$
14		$15 \times 12\text{m} = 180\text{sq.m}$
15		98sq.m
16		$8 \times 4\text{m} = 32\text{sq.m}$
17		$8 \times 7\text{m} = 56\text{sq.m}$
18		$10 \times 6,7\text{m} = 67\text{sq.m}$

19		$11 \times 9\text{m} = 99\text{sq.m}$
20		 $13 \times 6\text{m} = 78\text{sq.m}$
21		$10 \times 6.7\text{m} = 67\text{sq.m}$
22		$11 \times 4\text{m} = 44\text{sq.m}$
23		$14 \times 8\text{m} = 112\text{sq.m}$
24		$10 \times 6.7\text{m} = 67\text{sq.m}$
25		$11 \times 11\text{m} = 121\text{sq.m}$
26		$13 \times 13\text{m} = 169\text{sq.m}$
27		 32.5sq.m